

Safety

READ AND FOLLOW THE INSTRUCTIONS IN YOUR OPERATING MANUAL.

IF IN DOUBT, PLEASE CONTACT YOUR SUPPLIER OR KRANZLE DIRECTLY.



Motor protection switch

The motor is protected from overload by a motor protection switch, which automatically cuts out the motor in the event of overload. However should the switch trip the cause of the problem should be located and rectified immediately (see electrical connection)



Replacements and inspection work should only be performed by qualified persons **WHEN THE MACHINE IS DISCONNECTED FROM THE POWER SUPPLY.**

Setting up

Location



Neither set up nor operate the machine in an area or rooms where there is a risk of fire or explosion. Do not place the machine in puddles, where it will get heavy over spray or operate under water.

CAUTION ! Using detergents and chemicals

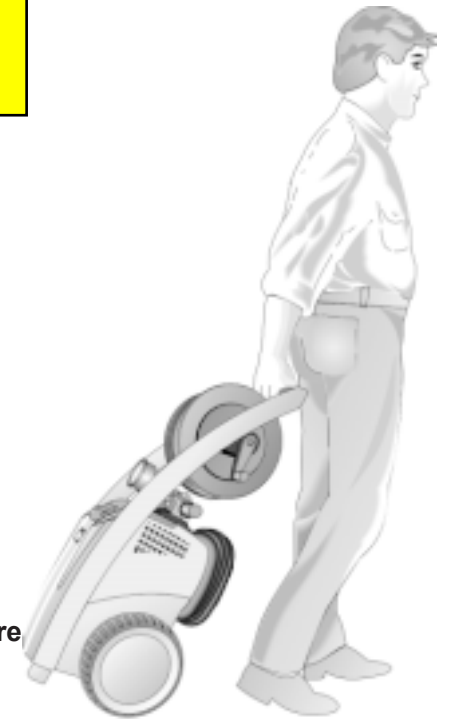


Never use inflammable or explosive liquids containing solvents such as paint thinners, petrol, oil or similar. Do not use phenolic disinfectants or any toxic / poisonous liquid. Pay attention to the instructions on the label of the cleaning agent. Follow all health a safety advice
Do not spray acids.


CAUTION !



Do not use a hot water supply above 60 °C Please note that the pump and motor will get hot and must not be touched without safety gloves.



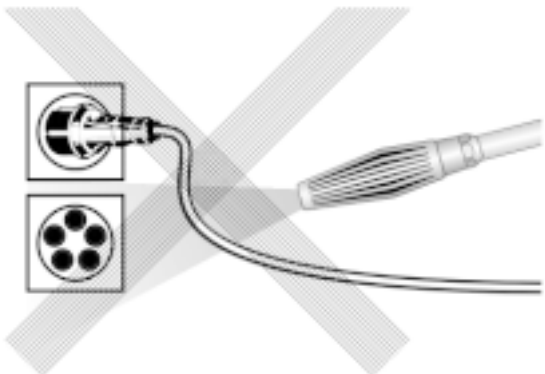
This is prohibited !



Never allow children to use the high pressure cleaner !




Never direct the water jet at the machine itself !

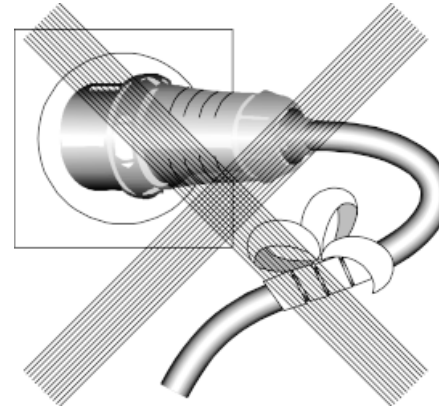


Never direct the water jet at a power socket !


This is prohibited !



Never direct the water jet at people or animals !



Do not damage the power cord or repair it incorrectly !



**Never pull the high pressure hose if it has formed kinks or "nooses"!
Never pull the hose over sharp edges!**

